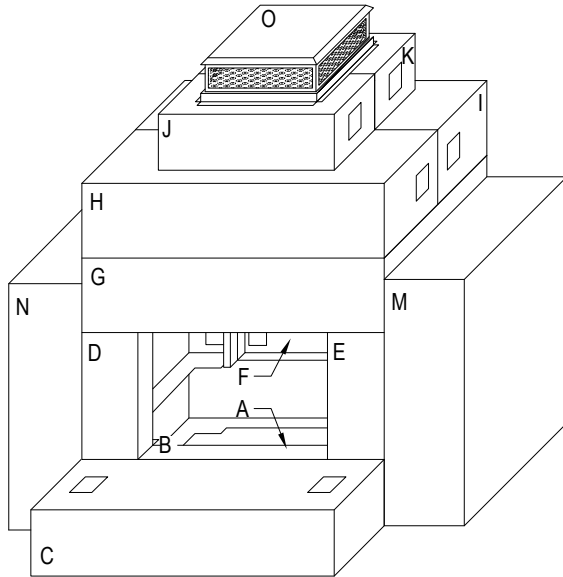




KINDRED®

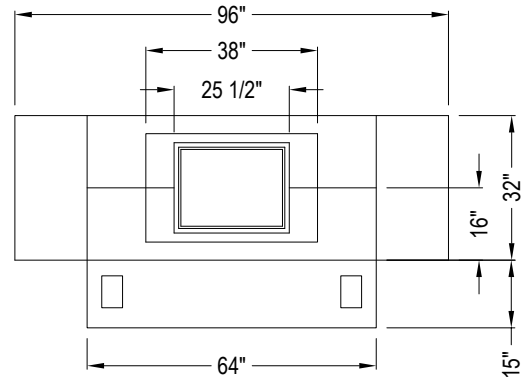
OUTDOORS + SURROUNDS

KINDRED OUTDOORS & SURROUNDS
1370 GRAND AVENUE, SUITE B
SAN MARCOS, CA 92078
TOLL FREE: 1-800-925-1491
www.mykindredliving.com

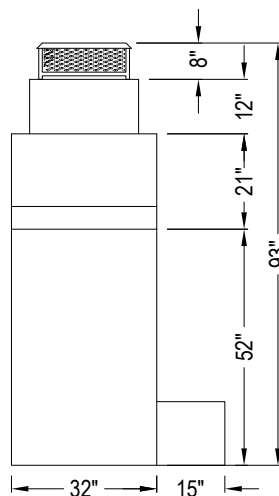


PERSPECTIVE

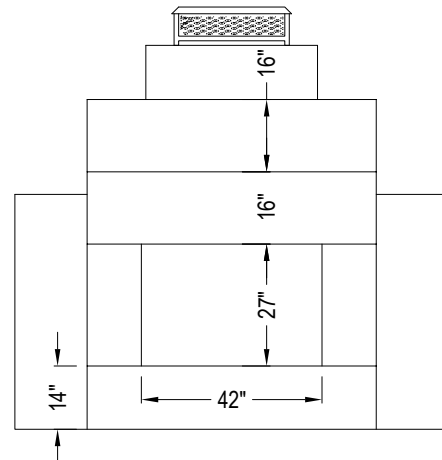
EXTERNAL COMPONENTS	
ITEM	PART
A	BASE SUPPORT
B	BASE SLEEVE
C	HEARTH
D	LEFT SIDE UNIT
E	RIGHT SIDE UNIT
F	BACK PANEL
G	CROSS-SECTION SLEEVE
H	SMOKE DOME SLEEVE - FRONT
I	SMOKE DOME SLEEVE - BACK
J	CHIMNEY SLEEVE - FRONT
K	CHIMNEY SLEEVE - BACK
M	FIREPLACE SIDE EXT. - RIGHT
N	FIREPLACE SIDE EXT. - LEFT
O	CHIMNEY CAP



PLAN VIEW



SIDE ELEVATION



FRONT ELEVATION

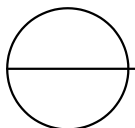
SPECIFICATIONS:

MATERIAL: CUSTOM STONE, BRICK, NATURAL VENEER, OR STUCCO AVAILABLE, **FINISH:** SCRATCH COAT SURFACE

FIXING METHOD: OUTDOOR UNIT BUILT ON NON-COMBUSTIBLE CONCRETE SLAB, **APPROX. WEIGHT:** 4175LBS

NOTES:

1. INSTALLATION TO BE COMPLETED IN ACCORDANCE WITH MANUFACTURER'S SPECIFICATIONS.
2. DO NOT SCALE DRAWING.
3. THIS DRAWING IS INTENDED FOR USE BY ARCHITECTS, ENGINEERS, CONTRACTORS, CONSULTANTS AND DESIGN PROFESSIONALS FOR PLANNING PURPOSES ONLY. THIS DRAWING MAY NOT BE USED FOR CONSTRUCTION.
4. ALL INFORMATION CONTAINED HEREIN WAS CURRENT AT THE TIME OF DEVELOPMENT BUT MUST BE REVIEWED AND APPROVED BY THE PRODUCT MANUFACTURER TO BE CONSIDERED ACCURATE.
5. CONTRACTOR'S NOTE: FOR PRODUCT AND COMPANY INFORMATION VISIT www.CADdetails.com/info AND ENTER REFERENCE NUMBER 5128-026



FIREPLACES

SHERWOOD™ WOOD BURNING FIREPLACE